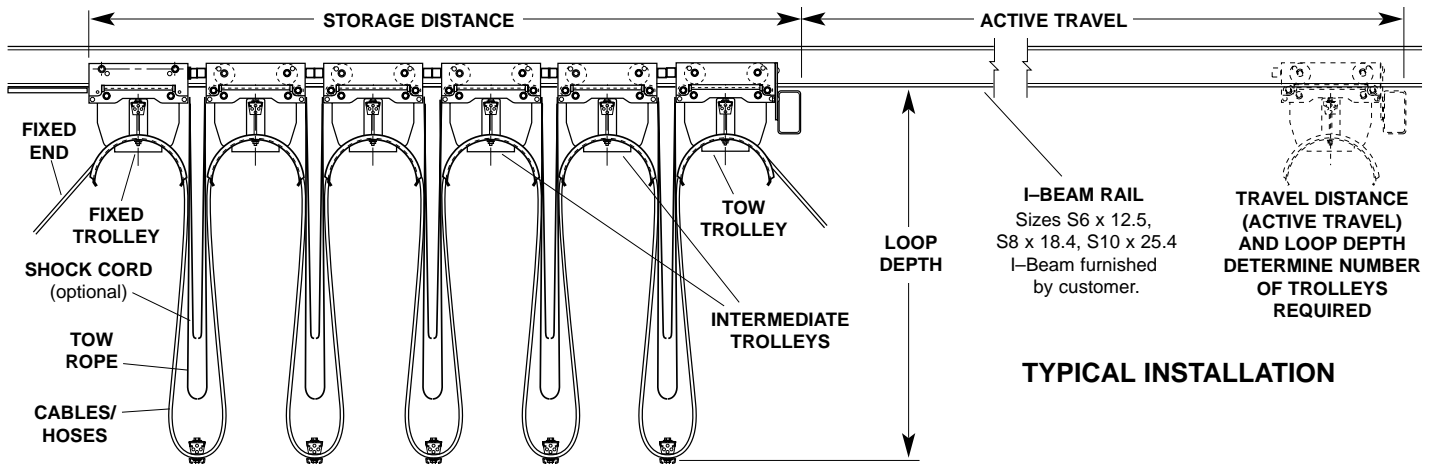


Gleason Reel PDQ 450 & 700

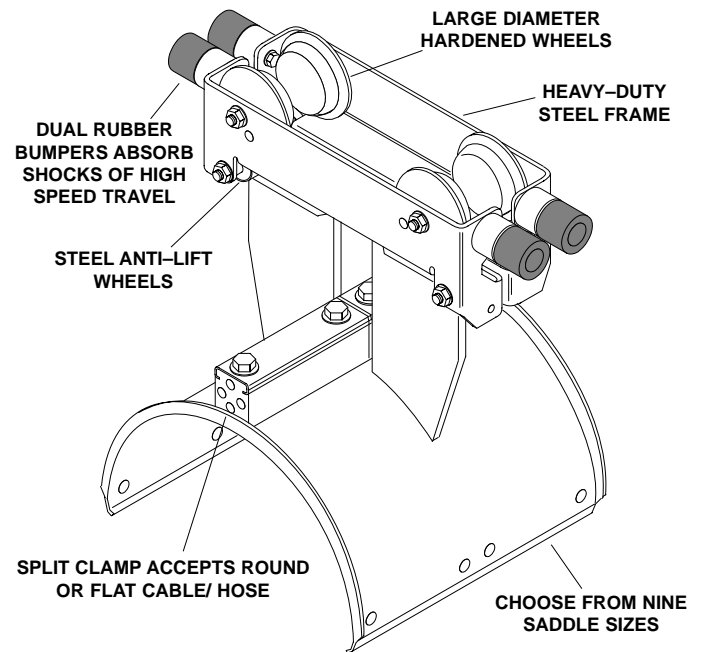
I-BEAM FESTOON SYSTEM

- **PRICED REASONABLY**
- **DELIVERED WHEN YOU NEED IT**
- **QUALITY THE WORLD EXPECTS FROM THE LEADER**

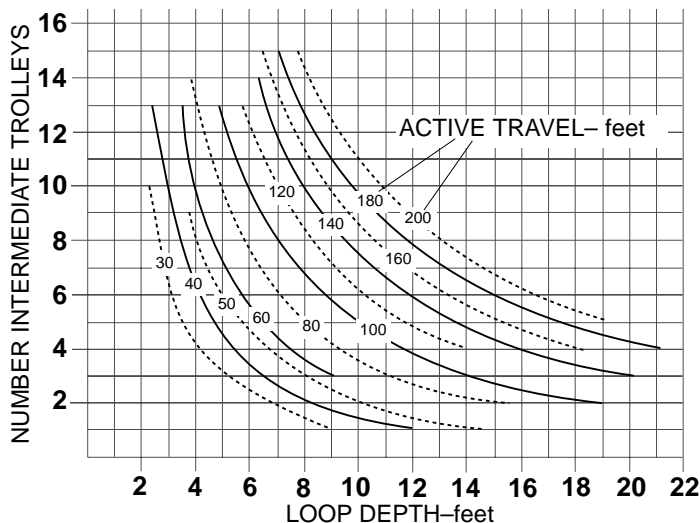


- Choice of two capacities:
 - SERIES PDQ-450** (450 lbs. capacity per trolley). 2.5" dia. wheels.
 - SERIES PDQ-700** (700 lbs. capacity per trolley). 4.0" dia. wheels.
- Trolleys ride on four large diameter hardened steel wheels with oversized sealed ball bearings.
- Accepts either flat or round cable/hose.
- Dual clamp design (two windows). Rubber compression clamps accommodate a variety of hoses/cables.
- Fits three sizes of I-beams: S6 x 12.5, S8 x 18.4, S10 x 25.4.
- Choice of three saddle dia. (10.24", 14.12", 18.12") in widths to 30".
- Fabricated steel construction—no castings.
- Baked polyester finish provides superior protection from corrosive marine environments.
- Four steel anti-lift rollers.

ECONOMICALLY PRICED... FILLED WITH OUTSTANDING FEATURES



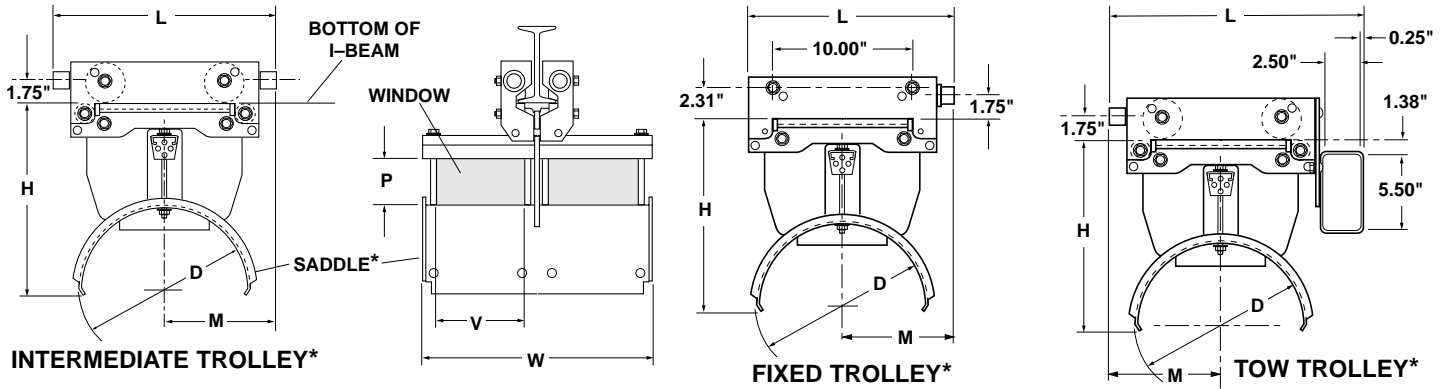
APPLICATION GRAPH (Reference only)



USING GRAPH AT LEFT

Graph at left is used to determine number of intermediate trolleys required for a given ACTIVE TRAVEL distance with a given LOOP DEPTH. To use graph, select appropriate active travel curve and a loop depth that will clear obstructions. Find point where vertical line (loop depth) intersects curve and follow across to find number of trolleys required. In addition, one fixed and one tow trolley are required. Consult factory or your local representative for more detailed application parameters.

DIMENSIONS



*Single tier saddles shown. Double tier saddles available. Consult factory.

SERIES 450 MODEL NUMBER	SERIES 700 MODEL NUMBER	"D" SADDLE DIA.	"P" WINDOW HEIGHT	"V" WINDOW WIDTH	"H" BELOW I-BEAM	"L" OVERALL LENGTH	"W" OVERALL WIDTH	"M" SADDLE LOCATOR	WEIGHT lbs.**
INTERMEDIATE TROLLEY									
PDQ-450-10-0304I-	PDQ-700-10-0304I-	10.25	1.38	4.38	11.28	13.88	13.38	6.94	51
PDQ-450-10-0307I-	PDQ-700-10-0307I-			7.88			20.38		57
PDQ-450-10-0312I-	PDQ-700-10-0312I-			12.69			30.00		63
PDQ-450-14-0104I-	PDQ-700-14-0104I-	14.12	1.44	4.38	14.86	17.88	13.38	8.94	58
PDQ-450-14-0107I-	PDQ-700-14-0107I-			7.88			20.38		66
PDQ-450-14-0112I-	PDQ-700-14-0112I-			12.69			30.00		74
PDQ-450-18-0204I-	PDQ-700-18-0204I-	18.12	2.00	4.38	16.82	23.00	13.38	11.50	64
PDQ-450-18-0207I-	PDQ-700-18-0207I-			7.88			20.38		74
PDQ-450-18-0212I-	PDQ-700-18-0212I-			12.69			30.00		84

FIXED TROLLEY

First trolley at fixed end of festoon system. Does not have rollers and is bolted in place.

PDQ-450-10-0304F-	PDQ-700-10-0304F-	10.25	1.38	4.38	11.28	12.88	13.38	6.94	41
PDQ-450-10-0307F-	PDQ-700-10-0307F-			7.88			20.38		47
PDQ-450-10-0312F-	PDQ-700-10-0312F-			12.69			30.00		53
PDQ-450-14-0104F-	PDQ-700-14-0104F-	14.12	1.44	4.38	14.86	16.88	13.38	8.94	48
PDQ-450-14-0107F-	PDQ-700-14-0107F-			7.88			20.38		56
PDQ-450-14-0112F-	PDQ-700-14-0112F-			12.69			30.00		64
PDQ-450-18-0204F-	PDQ-700-18-0204F-	18.12	2.00	4.38	16.82	21.25	13.38	11.50	54
PDQ-450-18-0207F-	PDQ-700-18-0207F-			7.88			20.38		64
PDQ-450-18-0212F-	PDQ-700-18-0212F-			12.69			30.00		74

TOW TROLLEY

Last trolley at moving end of festoon system. One required per system.

PDQ-450-10-0304T-	PDQ-700-10-0304T-	10.25	1.38	4.38	12.90	20.13	13.38	8.94	53
PDQ-450-10-0307T-	PDQ-700-10-0307T-			7.88			20.38		59
PDQ-450-10-0312T-	PDQ-700-10-0312T-			12.69			30.00		65
PDQ-450-14-0104T-	PDQ-700-14-0104T-	14.12	1.44	4.38	14.86	21.19	13.38	10.00	60
PDQ-450-14-0107T-	PDQ-700-14-0107T-			7.88			20.38		68
PDQ-450-14-0112T-	PDQ-700-14-0112T-			12.69			30.00		76
PDQ-450-18-0204T-	PDQ-700-18-0204T-	18.12	2.00	4.38	16.82	22.87	13.38	11.68	66
PDQ-450-18-0207T-	PDQ-700-18-0207T-			7.88			20.38		76
PDQ-450-18-0212T-	PDQ-700-18-0212T-			12.69			30.00		86

**Weight of 700 series. Subtract 10 lbs. for 450 series.

MINIMUM STORAGE DISTANCE

Minimum storage distance = sum of "L" dimension of all trolleys in system (see drawings above). This includes one fixed trolley, one tow trolley, and number of intermediate trolleys as determined on front. Minimum storage distance + active travel distance = total system length.

In your area contact:

INDICATING BEAM SIZE

Model numbers above must be completed by indicating beam size as last digits using table below.

S6 x 12.5 = **S06** • S8 x 18.4 = **S08** • S10 x 25.4 = **S10**

Example:
PDQ-450-10-0304I-**S06**



Brake Products, Inc.

16751 Hilltop Park Place
Chagrin Falls, OH 44023
Phone: (888) 861-8777 • Fax: (440) 543-7963